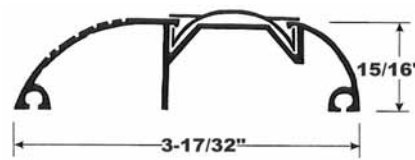


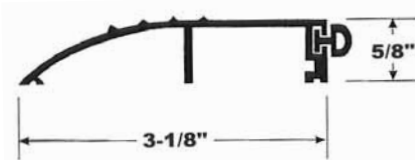
Outswing High Bumper

SKU	Description	Finish	Pack	Broken	Full Box	45+
HB26	30-1/2" High Bumper	Mill	15			
HB28	32-1/2" High Bumper	Mill	15			
HB30	36-1/2" High Bumper	Mill	15			
HB30B	36-1/2" High Bumper	Bronze	15			
HB30G	36-1/2" High Bumper	Gold	15			
HB60	72-1/2" High Bumper	Mill	15			
HB60B	72-1/2" High Bumper	Bronze	15			
HB60G	72-1/2" High Bumper	Gold	15			



High Saddle

SKU	Description	Finish	Pack	Broken	Full Box	45+
HS30	36-1/2" High Saddle	Mill	15			
HS30B	36-1/2" High Saddle	Bronze	15			
HS30G	36-1/2" High Saddle	Gold	15			
HS60	72-1/2" High Saddle	Mill	15			
HS60B	72-1/2" High Saddle	Bronze	15			
HS60G	72-1/2" High Saddle	Gold	15			



Low Bumper

SKU	Description	Finish	Pack	Broken	Full Box	45+
LB28	32-1/2" Low Bumper	Mill	15			
LB30	36-1/2" Low Bumper	Mill	15			
LB60	72-1/2" Low Bumper	Mill	15			



Low Saddle

SKU	Description	Finish	Pack	Broken	Box	45+
LS30	36-1/2" Low Saddle	Mill	15			
LS60	72-1/2" Low Saddle	Mill	15			



Replacement Vinyl for Saddle Thresholds - Gray

SKU	Description	Finish	Pack	Broken	Box	3 Case
5502G	Threshold Vinyl - Gray	Gray	FT.			



Outswing Handicap Bumper w/ Mounting Holes (screws included)



SKU	Description	Finish	Pack	Broken	Box	3 Case
OSHC3612	36-1/2" Outswing Handicap Saddle	Mill	10			
OSHC73	73" Outswing Handicap Saddle	Mill	10			



Inswing Handicap Saddle w/ Mounting Holes (screws included)



SKU	Description	Finish	Pack	Broken	Box	3 Case
ISHC36	36" Handicap Saddle	Mill	10			
ISHC3612	36-1/2" Handicap Saddle	Mill	10			
ISHC73	73" Handicap Saddle	Mill	10			

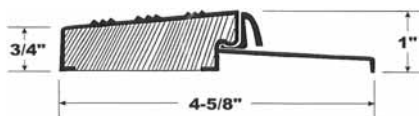


Inswing Tile Back (with mounting holes)

SKU	Description	Finish	Pack	Broken	Box	3 Case
ISTB36	36" Tile Back	Mill	10			

Outswing Bumper with Q-LON® Weatherstrip

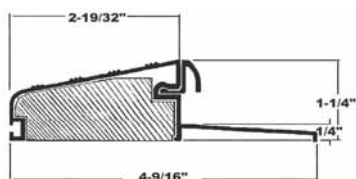
Cypress wood to full length of threshold. Cypress resists insects and rot.
QOS thresholds listed are configured with Flush Notch, No Holes



SKU	Description	Finish	Pack	Broken	Box	3 Case
QOS30FN	30" Outswing Bumper	Mill	10			
QOS32FN	32" Outswing Bumper	Mill	10			
QOS32FNP&D		Mill	10			
QOS32316FN	32-3/16" Outswing Bumper	Mill	10			
QOS36FN	36" Outswing Bumper	Mill	10			
QOS36316FN	36-3/16" Outswing Bumper	Mill	10			
QOS7212FN	72-1/2" Outswing Bumper	Mill	10			
QOS72916FN	72-9/16" Outswing Bumper	Mill	10			
QOS73116FN	73" Outswing Bumper	Mill	10			
QOS73316FN	73-3/16" Outswing Bumper	Mill	10			

Outswing High Dam Bumper with Q-LON® Weatherstrip

Cypress wood to full length of threshold. Cypress resists insects and rot.
QOSH thresholds listed are configured with Flush Notch, No Holes



SKU	Description	Finish	Pack	Broken	Box	3 Case
QOSH24316FN	24" Outswing High Dam Bumper	Mill	10			
QOSH28316FN	28" Outswing High Dam Bumper	Mill	10			
QOSH30316FN	30" Outswing High Dam Bumper	Mill	10			
QOSH311516FN	32" Outswing High Dam Bumper	Mill	10			
QOS32316FN	32-3/16" Outswing High Dam Bumper	Mill	10			
QOSH34316FN	34" Outswing High Dam Bumper	Mill	10			
QOSH351516FN	36" Outswing High Dam Bumper	Mill	10			
QOSH36316FN	36-3/16" Outswing High Dam Bumper	Mill	10			
QOSHB36316FN	36-3/16" Outswing High Dam Bumper	Bronze	10			
QOSHBG36316FN	36-3/16" Outswing High Dam Bumper	Gold	10			
QOSH48716FN	48-7/16" Outswing High Dam Bumper	Mill	10			
QOSH60716FN	60-7/16" Outswing High Dam Bumper	Mill	10			
QOSH64716FN	64-7/16" Outswing High Dam Bumper	Mill	10			
QOSH68716FN	68-7/16" Outswing High Dam Bumper	Mill	10			
QOSH72716FN	72-7/16" Outswing High Dam Bumper	Mill	10			
QOSH73116FN	73-1/16" Outswing High Dam Bumper	Mill	10			
QOSHB73116FN	73-1/16" Outswing High Dam Bumper	Bronze	10			
QOSHBG73116FN	73-1/16" Outswing High Dam Bumper	Gold	10			

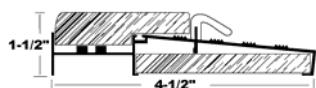
Extenders for QOSH Thresholds



SKU	Description	Finish	Pack	Broken	Box	3 Case
EXTQOSH136	36" Extender for 5-1/4" width	Mill	10			
EXTQOSH173	73" Extender for 5-14" width	Mill	10			
EXTQOSH236	36" Extender for 6-9/16" width	Mill	10			
EXTQOSH273	73" Extender for 6-9/16" width	Mill	10			
EXTQOSHB173	36" Extender for 5-1/4" width	Bronze	10			
EXTQOSHB273	36" Extender for 6-9/16" width	Bronze	10			

Outswing Bumper - Oak with Q-LON® Weatherstrip

Cypress wood to full length of threshold. Cypress resists insects and rot.

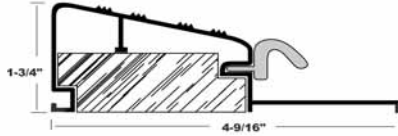


Oak Cap Taped

SKU	Description	Finish	Pack	Broken	Box	3 Case
QOSO32	32" Outswing Oak	Mill	10			
QOSO36	36" Outswing Oak	Mill	10			
QOSO36316	36-3/16" Outswing Oak	Mill	10			
QOSO36316B	36-3/16" Outswing Oak	Bronze	10			
QOSO73	73" Outswing Oak	Mill	10			
QOSO73116	73-1/16" Outswing Oak	Mill	10			
QOSO73116B	73-1/16" Outswing Oak	Bronze	10			
QOSOBG36316	36-3/16" Outswing Oak	Gold	10			
QOSOBG73116		Gold	10			

Outswing Bumper

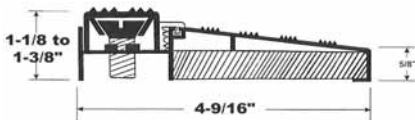
1-3/4" High Reverse Slope, 1-1/4" High Dam, with Q-LON® Weatherstrip



SKU	Description	Finish	Pack	Broken	Box	3 Case
QOSR12FN	12" Outswing Bumper with Flush Notch, Punched and Dimpled	Mill	10			
QOSR14FN	14" Outswing Bumper with Flush Notch, Punched and Dimpled	Mill	10			
QOSR23516FN***	24" Outswing Bumper ***while supplies last with Flush Notch, No Holes	Mill	10			
QOSR32	32" Outswing Bumper with Flush Notch, Punched and Dimpled	Mill	10			
QOSR36	36" Outswing Bumper with Flush Notch, Punched and Dimpled	Mill	10			
QOSR72916	72-9/16" Outswing Bumper with Flush Notch, Punched and Dimpled	Mill	10			

Economy Adjustable Inswing

Adjustable 1-1/8" to 1-3/8". Large 3/8" adjusting screws.
Cypress wood to full length of threshold. Cypress resists insects and rot. With center aluminum leg support.

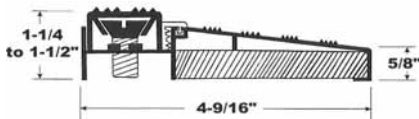


Note: Our economy series still has the center aluminum leg support.

SKU	Description	Finish	Pack	Broken	Box	3 Case
EIS32	32" Adjustable Inswing	Mill	10			
EIS3218	32-1/8" Adjustable Inswing	Mill	10			
EIS32316	32-3/16" Adjustable Inswing	Mill	10			
EIS36	36" Adjustable Inswing	Mill	10			
EIS36316	36-3/16" Adjustable Inswing	Mill	10			
EIS73116	73-1/16" Adjustable Inswing	Mill	10			

Economy Adjustable Inswing - High Dam

Adjustable 1-1/4" to 1-1/2". Large 3/8" adjusting screws.
Cypress wood to full length of threshold. Cypress resists insects and rot. With center aluminum leg support.

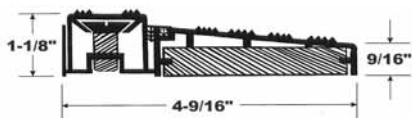


Note: Our economy series still has the center aluminum leg support.

SKU	Description	Finish	Pack	Broken	Box	3 Case
EISH24	24" Adjustable Inswing	Mill	10			
EISH28	28" Adjustable Inswing	Mill	10			
EISH30	30" Adjustable Inswing	Mill	10			
EISH32	32" Adjustable Inswing	Mill	10			
EISH32316	32-3/16" Adjustable Inswing	Mill	10			
EISH36	36" Adjustable Inswing	Mill	10			
EISH36316	36-3/16" Adjustable Inswing	Mill	10			
EISH48916	48-9/16" Adjustable Inswing	Mill	10			
EISH60916	60-9/16" Adjustable Inswing	Mill	10			
EISH64916	64-9/16" Adjustable Inswing	Mill	10			
EISH72916	72-9/16" Adjustable Inswing	Mill	10			
EISH73116	73-1/16" Adjustable Inswing	Mill	10			

Adjustable Inswing - High Dam (Heavy Duty)

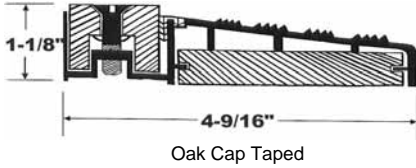
Adjustable 1-1/8" to 1-1/4". Large 3/8" adjusting screws.
Cypress wood to full length of threshold. Cypress resists insects and rot.



SKU	Description	Finish	Pack	Broken	Box	3 Case
ISH36316	36-3/16" Adjustable Inswing	Mill	10			
ISH36316B	36-3/16" Adjustable Inswing	Bronze	10			
ISHBG36316	36-3/16" Adjustable Inswing	Gold	10			
ISHBG73	73" Adjustable Inswing	Gold	10			
ISHBG7318	73-1/8" Adjustable Inswing	Gold	10			

Adjustable Inswing Oak (Heavy Duty)

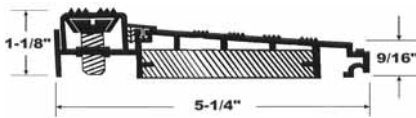
*Adjustable 1-1/8" to 1-1/4". Large 3/8" adjusting screws.
Cypress wood to full length of threshold. Cypress resists insects and rot.*



SKU	Description	Finish	Pack	Broken	Box	3 Case
ISO32	32" Adjustable Inswing Oak	Mill	10			
ISO32316	32-3/16" Adjustable Inswing Oak	Mill	10			
ISO36	36" Adjustable Inswing Oak	Mill	10			
ISO36316	36-3/16" Adjustable Inswing Oak	Mill	10			
ISOB36316	36-3/16" Adjustable Inswing Oak	Bronze	10			
ISO73116	73-1/16" Adjustable Inswing Oak	Mill	10			
ISOB73116	73-1/16" Adjustable Inswing Oak	Bronze	10			
ISOBG73116	73-1/16" Adjustable Inswing Oak	Gold	10			

Adjustable Wide Inswing

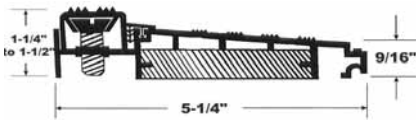
*Adjustable 1-1/8" to 1-3/8".
Optional toe extensions are available to increase width to 6-9/16" or 7-1/4".
Cypress wood to full length of threshold. Cypress resists insects and rot.*



SKU	Description	Finish	Pack	Broken	Box	3 Case
ISW32	32" Adjustable Inswing Wide	Mill	10			
ISW36	36" Adjustable Inswing Wide	Mill	10			
ISW36316	36-3/16" Adjustable Inswing Wide	Mill	10			
ISW73	73" Adjustable Inswing Wide	Mill	10			
ISW73116	73-1/16" Adjustable Inswing Wide	Mill	10			

Adjustable Wide/High Inswing

*Adjustable 1-1/4" to 1-1/2".
Cypress wood to full length of threshold. Cypress resists insects and rot.*



SKU	Description	Finish	Pack	Broken	Box	3 Case
ISWH30	30" Adjustable Inswing Wide	Mill	10			
ISWH32	32" Adjustable Inswing Wide	Mill	10			
ISWH36	36" Adjustable Inswing Wide	Mill	10			
ISWH729/16	72-9/16" Adjustable Inswing Wide	Mill	10			

Adjustable Wide Inswing - Oak

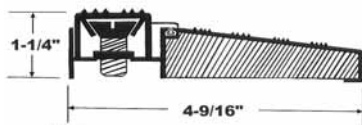
*Adjustable 1-1/4" to 1-1/2".
Optional toe extensions are available to increase width to 6-9/16" or 7-1/4".
Cypress wood to full length of threshold. Cypress resists insects and rot.*



SKU	Description	Finish	Pack	Broken	Box	3 Case
ISWO36	36" Adjustable Inswing Oak	Mill	10			
ISWO73	72" Adjustable Inswing Oak	Mill	10			

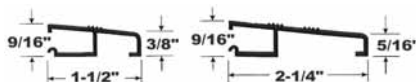
Fixed Side-Lite

Cypress wood to full length of threshold. Cypress resists insects and rot.



SKU	Description	Finish	Pack	Broken	Box	3 Case
ISWHSL12	12" Fixed Side Lite	Mill	10			
ISWHSL14	14" Fixed Side Lite	Mill	10			

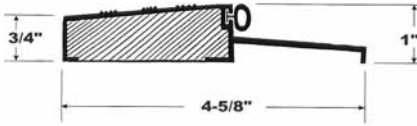
Optional Toe Extensions - use with ISW series thresholds



SKU	Description	Finish	Pack	Broken	Box	3 Case
EXT173	1-1/2" Extender - for 6-9/16" extension	Mill	10			
EXT273	2-1/4" Extender - for 7-1/4" extension	Mill	10			

Outswing Bumper

Cypress wood to full length of threshold. Cypress resists insects and rot.

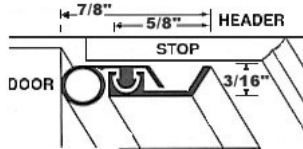


SKU	Description	Finish	Pack	Broken	Box	3 Case
WOS32316***	32-3/16" Outswing Bumper With Notch, No Holes	Mill	10			
***while supplies last						

DLP Weatherstripping and Door Sweeps

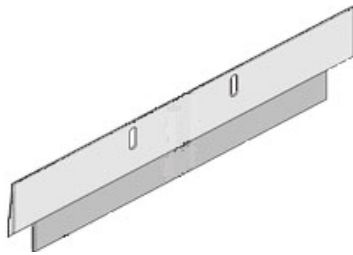
Jamb Up Aluminum Vinyl Weatherstripping 17'

Three piece set. Comes polybagged packed with screws. (1) 36" length and (2) 84" lengths.

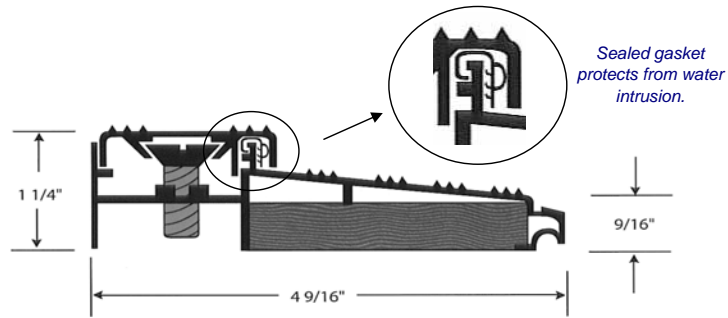


SKU	Description	Finish	Pack	Broken	Full Box	3 Case
JAMBUP17	Aluminum Vinyl Weatherstripping 17'	Mill	50			

Door Sweep - 36" Aluminum (Bulk Packed)



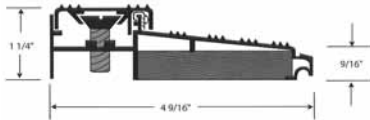
SKU	Description	Finish	Pack	Broken	Full Box	3 Case
BULKBUG36	36-1/2" Door Sweep	Mill	100			



Inswing Covered Seal

1-1/4" Riser, 9/16" Toe, 4-9/16" Wide

Cypress wood to full length of threshold. Cypress resists insects and rot.

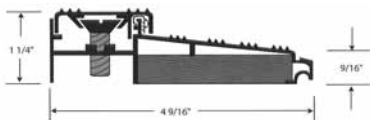


SKU	Description	Finish	Pack	Broken	Box	3 Case
ISCS12	12" Inswing Covered Seal	Mill	10			
ISCS14	14" Inswing Covered Seal	Mill	10			
ISCS231516	23-15/16" Inswing Covered Seal	Mill	10			
ISCS271516	27-15/16" Inswing Covered Seal	Mill	10			
ISCS291516	29-15/16" Inswing Covered Seal	Mill	10			
ISCS311516	31-15/16" Inswing Covered Seal	Mill	10			
ISCS32	32" Inswing Covered Seal	Mill	10			
ISCS32316	32-3/16" Inswing Covered Seal	Mill	10			
ISCS331516	33-15/16" Inswing Covered Seal	Mill	10			
ISCS34	34" Inswing Covered Seal	Mill	10			
ISCS351516	35-15/16" Inswing Covered Seal	Mill	10			
ISCS351516B	35-15/16" Inswing Covered Seal	Bronze	10			
ISCS351516BG	35-15/16" Inswing Covered Seal	Gold	10			
ISCS36316	36-3/16" Inswing Covered Seal	Mill	10			
ISCS48716	48-7/16" Inswing Covered Seal	Mill	10			
ISCS56716	56-7/16" Inswing Covered Seal	Mill	10			
ISCS60716	60-7/16" Inswing Covered Seal	Mill	10			
ISCS64716	64-7/16" Inswing Covered Seal	Mill	10			
ISCS68716	68-7/16" Inswing Covered Seal	Mill	10			
ISCS72716	72-7/16" Inswing Covered Seal	Mill	10			
ISCS72716B	72-7/16" Inswing Covered Seal	Bronze	10			
ISCS72716BG	72-7/16" Inswing Covered Seal	Gold	10			
ISCS72916	72-9/16" Inswing Covered Seal	Mill	10			
ISCS73116	73-1/16" Inswing Covered Seal	Mill	10			

Inswing Covered Seal - Composite

1-1/4" Riser, 9/16" Toe, 4-9/16" Wide

Composite material to full length of threshold.



SKU	Description	Finish	Pack	Broken	Box	3 Case
ISCS24C	24" Inswing Covered Seal Composite	Mill	10			
ISCS28C	28" Inswing Covered Seal Composite	Mill	10			
ISCS30C	30" Inswing Covered Seal Composite	Mill	10			
ISCS32C	32" Inswing Covered Seal Composite	Mill	10			
ISCS32316C	32-3/16" Inswing Covered Seal Comp.	Mill	10			
ISCS36316C	36-3/16" Inswing Covered Seal Comp.	Mill	10			