

## #3029 3" through 8" MORTISE Ansi K81041

- \* Door Flange is mortised into edge of door
- \* Jamb flange is surface applied to jamb
- \* Steel Material
- \* Non-Template
- \* Non-Handed
- \* All wood screws



*Do not use on doors with beveled hinge edge*

## Double-Acting Spring Hinges

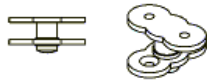
*Priced by the EACH, not Pair*

Item #	Description	Finish	MFG #	Box Qty	1-2 EA.	3-9 EA.	10 EA.
30293PC*	Bommer Double Acting 3"	USP	3029-3-600	2			
3029-4PC	Bommer Double Acting 4"	USP	3029-4-600	3			
3029-4PB	Bommer Double Acting 4"	US3	3029-4-632	3			
3029-5PC	Bommer Double Acting 5"	USP	3029-5-600	4			
3029-5PB	Bommer Double Acting 5"	US3	3029-5-632	4			
3029-510B*	Bommer Double Acting 5"	US10B	3029-5-640	4			
3029-526D	Bommer Double Acting 5"	US26D	3029-5-652	4			
3029-6PC	Bommer Double Acting 6"	USP	3029-6-600	5			
3029-6PB	Bommer Double Acting 6"	US3	3029-6-632	5			
3029-610B*	Bommer Double Acting 6"	US10B	3029-6-640	5			
3029-6US26D*	Bommer Double Acting 6"	US26D	3029-6-652	5			
3029-7PB*	Bommer Double Acting 6"	US3	3029-6-632	5			

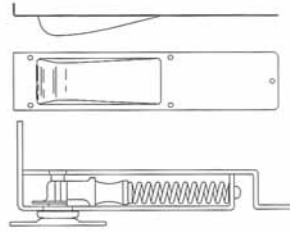
*\*non-stock item*

### Hinge Specs for Maximum Size

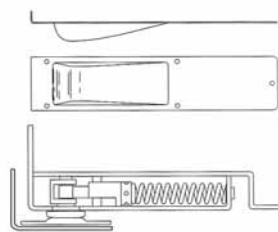
Item #	2 Hinges		3 Hinges		Door Thickness (Minimum to Maximum)	Minimum Door Height
	Door Weight	Door Width	Door Weight	Door Width		
3029-3	35 lbs.	2' 0"	39 lbs.	2' 8"	3/4" to 1"	5' 0"
3029-4	60 lbs.	2' 4"	75 lbs.	3' 0"	7/8" to 1-1/4"	6' 8"
3029-5	65 lbs.	2' 8"	93 lbs.	3' 0"	1-1/8" to 1-1/2"	6' 8"
3029-6	75 lbs.	2' 8"	107 lbs.	3' 0"	1-1/4" to 1-3/4"	7' 0"
3029-7	82 lbs.	3' 0"	120 lbs.	3' 6"	1-3/8" to 2"	7' 0"
3029-8	103 lbs.	3' 6"	143 lbs.	4' 0"	1-1/2" to 2"	7' 0"



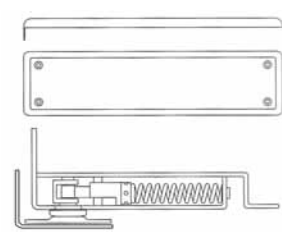
Top Pivot Assembly



**7801 Double-Acting**  
*Floor mount only*



**7802 Double-Acting**  
w/ Jamb Bracket



**7812 Double-Acting**  
Heavy Duty  
w/ Jamb Bracket

## Double-Acting Spring Pivots

### 7801 - with Floor Plate, ball bearing, non-handed

*Priced by the EACH, not Pair*

Item #	Description	Finish	MFG #	1-2 EA.	3-9 EA.	10 EA.
7801US3	Bommer Dbl-Acting Floor Hinge <i>For floor mount only</i>	US3	7801-632			

### 7802 - with Jamb Bracket, ball bearing, non-handed

*Priced by the EACH, not Pair*

Item #	Description	Finish	MFG #	1-2 EA.	3-9 EA.	10 EA.
7802US3	Bommer Dbl-Acting w/Jamb Bracket	US3	7802-632			
7802US5	Bommer Dbl-Acting w/Jamb Bracket	US5	7802-638			
7802US15A*	Bommer Dbl-Acting w/Jamb Bracket	US15A	7802-647			
7802US26D	Bommer Dbl-Acting w/Jamb Bracket	US26D	7802-652			

*\*non-stock item*

### 7812 - Heavy Duty with Jamb Bracket, ball bearing, non-handed, adjustable spring tension

Item #	Description	Finish	MFG #	1-2 EA.	3-9 EA.	10 EA.
7812US3	Bommer Dbl-Acting w/Jamb Bracket	US3	7812-632			
7812US5	Bommer Dbl-Acting w/Jamb Bracket	US5	7812-638			
7812US10B	Bommer Dbl-Acting w/Jamb Bracket	US10B	7812-640			
7812US15	Bommer Dbl-Acting w/Jamb Bracket	US15	7812-646			
7812US15A	Bommer Dbl-Acting w/Jamb Bracket	US15A	7812-647			
7812US26D	Bommer Dbl-Acting w/Jamb Bracket	US26D	7812-652			

#### Hinge Specs - ANSI K82193

Item	Door Thickness	Maximum Door		Qty Per Case
		Width	Weight	
7801 / 7802	1-3/8" to 1-3/4"	3'0"	35 lbs.	8
7812	1-3/8" to 1-3/4"	3'0"	90 lbs.	8

*Holds open at approximately 85 to 90 degrees*

